



## DIY Stickers





with Courtney Cerruti



Learn how to make DIY stickers using packing tape with Courtney Cerruti. Demonstrating this easy and budget-friendly craft from her book *Playing with Image Transfers: Exploring Creative Imagery for Use in Art, Mixed Media, and Design*, Courtney shows how to turn photocopies and magazine pages into custom stickers you can use on anything. Make stickers for holiday wrapping, for journaling, for card making, mail art and more! This craft is easy to do for kids and adults alike. This class was originally filmed live December 19, 2023.

### *Materials:*

- Spray bottle or bowl of water
- Magazine pages (glossy pages work best)
- Packing tape
- Bone folder or craft stick
- Scissors
- Wax paper



GIRL  
POWER



JUST  
BE you

LOVE

BODY FACE HAIR NAILS  
SKIN EYES NOSE EARS  
BELLY VOICE CHARACTER  
LEGS HANDS CHEST



DREAM  
BIG



YOU ARE  
awesome

NEVER  
GROW UP





**HAPPY  
HANUKKAH**

FESTIVAL OF LIGHTS

*Happy  
Hanukkah*



**LOVE  
AND  
LIGHT**




**HANUKKAH**

**WISHING  
PEACE  
AND  
LIGHT**



**LOVE  
LIGHT  
LATKES**







**HAPPY  
KWANZAA**





HOLLY  
JOLLY  
VIBES







 I ♥ READING



I ♥  
BOOKS



use your  
voice





Be PART  
OF THE  
CHANGE



spread  
Love

BLACK  
LIVES  
MATTER



LOVE IS LOVE

LOVE

